

2016 Jeep Cherokee Trailhawk™



FAR EXCEEDS THE 4X4 CAPABILITY OF THE COMPETITION¹

- 220 mm (8.7-in) of ground clearance
- Best-in-Class towing of 2,041 kg (4,500 lb)²
- Trail Rated[®] capability
- Best-in-class approach angle²
- Jeep Selec-Terrain™ with Auto, Snow, Sport, Sand/Mud, and Rock settings
- Jeep Active Drive Lock: two-speed power transfer unit plus locking rear axle

SMOOTH AND FUEL EFFICIENT

- Class-exclusive² nine-speed automatic transmission
- 2.4L Tigershark™ MultiAir[®] I-4 with 184 hp and 171 lb-ft of torque
- 3.2L Pentastar™ VVT V6 with 271 hp, 239 lb-ft of torque and Start/Stop technology

A MODERN TAKE ON JEEP HERITAGE

- Exclusive Black cloth interior with Ruby Red accent stitching and soft touch points
- Ventilated/Memory Seat group (available)
- LED Daytime Running Lamps
- 1-inch ride height increase versus other Cherokee models
- CommandView[®] Dual-Pane Sunroof (available)
- Black hood decal



ADVANCED USER FRIENDLY TECHNOLOGY

- 7-inch full-colour customizable in-cluster display centre
- Uconnect[®] 8.4A multimedia centre with 8.4-inch touch screen and SiriusXM Satellite radio³ including one-year subscription, navigation ready⁴
- Parallel and Perpendicular Park Assist⁵ to find and guide the driver into a parking space (available)
- ParkView[®] Rear Back-Up Camera⁵ with dynamic gridlines shows the path of the vehicle in real time



Off-Road Stats	
Approach Angle	28.6-degrees 29.9-degrees without lower trim on fascia
Breakover Angle	22.9-degrees
Departure Angle	32.2-degrees
Ground Clearance	220 mm (8.7-in)
Crawl Ratio	56:1 (2.4L I-4) / 47.8:1 (3.2L V6)
Water fording depth ⁶	508 mm (20-inches) up to 8 km/h

Jeep[®]

Jeep



TRAILHAWK®

\$33,195 MSRP†

SELECT STANDARD FEATURES:

- Exclusive cloth interior with Ruby Red accent stitching
- Uconnect® 8.4A multimedia centre with 8.4-inch touchscreen and SiriusXM Satellite radio³ including one-year subscription, navigation ready⁴
- 7-inch full-colour customizable in-cluster display centre
- ParkView Rear Back-up Camera⁵
- 17-inch polished aluminum wheels with Black painted pockets
- P245/65R17 OWL all-terrain tires
- Selec-Terrain™ traction control system
- Selec-Speed™ Control with Hill Ascent and Hill Descent Control
- Jeep Active Drive Lock 4WD System with low range and locking rear axle
- Heavy duty engine cooling (with 3.2L engine)
- Skid plate trim on lower rear fascia
- Skid plates: fuel tank, front suspension, transmission, and underbody
- Off-road wheel flares and full-size spare tire
- 4.083 final drive ratio
- Automatic headlamps with black headlamp accents
- Off-road suspension
- Accent colour grille surrounds, roof rails, exterior mirrors, and badging
- Black hood decal
- Transmission oil cooler
- Leather-wrapped shift knob
- Cargo net and all-weather front and rear floor mats

JEEP ACTIVE DRIVE LOCK 4WD SYSTEM

- **4WD Low** - Utilizes a 2.92:1 gear reduction for increased torque as well as precise throttle and speed control
- **Hill Descent Control** - Maintains vehicle at a driver selected speed while descending steep terrain in 4WD low
- **Selec-Speed Control** - Maintains vehicle at a driver selected speed while navigating off-road terrain in 4WD low
- **Rear Lock** - Engages electronic rear axle lock for improved traction
- **Neutral** - Disconnects the driveline for flat towing behind another vehicle, such as an RV

SELEC-TERRAIN

- Five modes for the best performance for any condition:
- **Auto** - Maintains traction with seamless steering for everyday driving
 - **Snow** - Minimizes oversteer and maximizes traction
 - **Sport** - Enhances on-road control and improves cornering
 - **Sand/Mud** - Maximizes traction and provides additional wheel slip
 - **Rock** - Traction based tuning improves steerability on high traction surfaces



FUEL ECONOMY Based on 2015 EnerGuide fuel consumption ratings. Government of Canada test methods used. Your actual fuel consumption will vary based on driving habits and other factors. Use for comparison purposes only. Ask your retailer for EnerGuide information.

	City L/100 km (mpg)	Highway L/100 km (mpg)
2.4L Tigershark™ MultiAir® I-4	12.1 (23)	9.4 (30)
3.2L Pentastar™ VVT V6	12.2 (23)	9.0 (31)

1. Based on WardsAuto Middle Cross Utility segmentation. Best-in-class capability based on Jeep Cherokee offering 2 speed power transfer unit (PTU) with rear locking axle, exclusive Jeep Selec-Terrain with 5 settings (including rock), and industry first: fully disconnecting drive-line, best-in-class towing (excluding 7-8 passenger vehicles), approach angle, departure angle, ramp breakover angle. 2. Based on WardsAuto Middle Cross Utility Segmentation. 3. Requires SiriusXM radio subscriptions governed by SIRIUS terms and conditions available at siriusxm.ca 4. Additional fees will apply for Dealer Activated Navigation. 5. This is a driver convenience system, not a substitute for active driver involvement. The driver must remain aware of their surroundings and be prepared take corrective action to avoid collisions. 6. Do no attempt water fording unless depth know to be less than 508 mm (20 in.). Traversing water can cause damage that may not be covered by the new vehicle warranty. Always off-road responsibly in approved areas. †Prices as shown are MSRP. Excludes freight (\$1,745), air tax (\$100), insurance, registration, license, retailer administration fees, new tire. Duties in Quebec and dealer accessories are not included. Retailer may sell for less.



2016 JEEP® CHEROKEE

BEST-IN-CLASS 4X4 CAPABILITY¹

- Jeep Selec-Terrain™ with Auto, Snow, Sport, Sand/Mud, and available Rock settings*
- Class-exclusive² Jeep Active Drive II: two-speed PTU with torque management and low range*
- Best-in-class² trailer tow capability of 2,041 kg (4,500 lb)
- 2015 Jeep Cherokee Trailhawk® Named 'Four Wheeler of the Year' by *FOURWHEELER Magazine*

ADVANCED USER FRIENDLY TECHNOLOGY

- 7-inch full-colour customizable in-cluster display centre*
- Uconnect® 8.4 multimedia centre with navigation³, SiriusXM Satellite⁴ radio and 8.4-inch touchscreen*

MODERN AND SLEEK STYLING

- One of *Ward's* "10 Best Interiors" for 2014
- Aerodynamic design combines Jeep heritage with advanced technology
- CommandView® Dual-Pane Sunroof*

OFFERS MORE THAN 70 SAFETY & SECURITY FEATURES

- Ten standard air bags⁵, including full-length side curtain and front knee bolsters
- Available Blind-Spot Monitoring with Rear Cross-Path Detection, Adaptive Cruise Control with Stop and Go, Forward Collision Warning with Active Braking, Lane Departure Warning with Lane Keep Assist, Parallel/Perpendicular Park Assist⁶




SUPERIOR ON-ROAD HANDLING

- 2.4L TigerShark™ MultiAir® I-4 achieving fuel efficiency as good as 7.7 L/100 km (37 mpg) highway** and 184 hp/171 lb-ft of torque
- 3.2L Pentastar™ VVT V6 with Stop/Start technology
- Class-exclusive² nine-speed automatic transmission
- Independent front and rear suspension system

EVERYTHING IN ITS PLACE

- 18 cubbies, pockets and bins throughout including storage under the floor of the rear cargo area, in-dash and available front passenger in-seat storage
- 60/40 split-folding rear seats that recline and slide forward or backward up to 6-inches

*Available feature
**See reverse for fuel economy details



Jeep®

2016 JEEP® CHEROKEE

Sport 4x2	\$24,995 MSRP†
Sport 4x4	\$27,195 MSRP†

SELECT STANDARD EQUIPMENT:

- 2.4L Tigershark™ MultiAir® I-4 engine
- 3.2L Pentastar™ VVT V6 engine with Start/Stop technology
- 9-speed automatic transmission

INTERIOR AMENITIES

- 3.5-inch multiview in-cluster display centre
- Air conditioning with rear HVAC outlets and air filtering
- Cloth seating and rear 60/40 split reclining seat with armrest and cup holders
- Uconnect® 5.0 with 5-inch touch screen, hands-free communication⁷, two USB ports, SD card slot, auxiliary input jack and rearview mirror microphone
- Power windows with driver's one-touch down
- Steering wheel-mounted cruise control
- Three 12-volt auxiliary power outlets

EXTERIOR FEATURES

- 17-inch steel wheels and P225/60R17 BSW all-season tires
- Chrome grille surrounds and bright exhaust tip
- LED daytime running lights and taillamps
- Projector halogen headlamps with black accents
- Rear window defroster, wiper and washer

SAFETY & SECURITY

- Reactive front head restraints⁸
- Brake stability control and Trailer Sway Control
- Electronic Park Brake
- Electronic Stability Control⁹ with Electronic Roll Mitigation, Hill Start Assist and All-Speed Traction Control
- Keyless entry and anti-theft engine immobilizer
- Lock-on-sync tire pressure sensor, tire pressure monitoring display and tire service kit
- Power-locking fuel filler door
- Ten air bags⁵ including driver & front-passenger knee blockers

FUNCTIONALITY

- Maximum cargo volume (with rear seats folded) - 1,555 litres
- Aerodynamic underbody treatment
- Full-length floor console, media centre electronics storage, instrument panel top storage bin, overhead console with sunglasses holder and locking glove box
- Jeep Cargo Management System

4x4 Adds/Differences

- Compact spare tire
- Jeep Active Drive I 4x4 System
- P225/65R17 BSW All-Season tires (Sport & North)

North 4x2	\$28,695 MSRP†
North 4x4	\$30,895 MSRP†

ENHANCEMENTS VS. SPORT

- 17-inch aluminum wheels
- 115-volt auxiliary power outlet
- Ambient LED interior lighting
- Automatic headlamps
- Body-colour exterior mirrors and door handles
- Bright side window mouldings and side roof rails
- Deep-tint privacy glass
- Fog lamps
- Front-passenger fold-flat seat with in-seat storage
- Leather-wrapped steering wheel with audio controls
- Integrated climate controls in touch-screen radio
- Power windows with front one-touch up and down
- SiriusXM satellite radio with one-year subscription⁴

Limited 4x2	\$32,195 MSRP†
Limited 4x4	\$34,395 MSRP†

ENHANCEMENTS VS. NORTH

- 18-inch polished aluminum wheels and P225/55R18 BSW all-season tires
- Air conditioning with dual-zone automatic temperature control, humidity sensor and premium air filter
- Auto-dimming rearview mirror with microphone
- Bright front and rear lower accents
- Cargo compartment cover and net
- Heated, multifunctional exterior mirrors with courtesy lamps and supplemental turn signals; manual foldaway
- Heated front seats
- Heated steering wheel
- Keyless Enter 'n Go™ with proximity sensor
- Leather-wrapped shift knob
- Uconnect 8.4A multimedia centre with 8.4-inch touch screen (Navigation-ready)¹⁰
- ParkView Rear Back-up Camera⁶
- Remote start system
- Nappa leather-faced seating and premium interior accents
- Power 12-way driver's seat including 4-way lumbar adjust
- Security alarm
- Seven-inch full-colour customizable in-cluster display centre
- Universal garage door opener¹¹
- Windshield wiper de-icer

- P225/60R18 BSW All-Season tires (Limited)
- Selec-Terrain® Traction Management System with 4 settings

Optional Equipment	Sport	North	Limited
Bright Side Roof Rails	●		
Cold Weather Group	●	●	
Compact Spare Tire (4x2)	●	●	●
ParkView® Rear Back-up Camera ⁶	●	●	
Single-disc Remote CD Player	●	●	●
SiriusXM Satellite Radio with One-year Subscription ⁴	●		
Trailer Tow Group	●	●	●
Comfort/Convenience Group		●	
CommandView® Dual-Pane Panoramic Sunroof		●	●
Jeep Active Drive II (available on 4x4)		●	●
Nine Amplified Speakers with Subwoofer		●	●
Safety-Tec™ Group		●	●
Technology Group		●	
Luxury Group			●
Uconnect 8.4 (Navigation-ready) ¹⁰			●
Uconnect 8.4 NAV (with Navigation) ³			●
Wireless Charging Pad			●
12-Way Power Driver's Seat Including 4-way Lumbar Adjust		●	



Fuel Economy		City	Highway
Based on 2015 EnerGuide fuel consumption ratings. Government of Canada test methods used. Your actual fuel consumption will vary based on driving habits and other factors. Use for comparison purposes only. Ask your retailer for EnerGuide information.		L/100km (mpg)	L/100km (mpg)
2.4L I-4 Tigershark MultiAir	4x2	10.9 (26)	7.7 (37)
	4x4, Jeep Active Drive I	11.3 (25)	8.3 (34)
	4x4, Jeep Active Drive II	11.4 (25)	8.6 (33)
3.2L Pentastar VVT V6	4x2	11.4 (25)	8.1 (35)
	4x4, Jeep Active Drive I	11.6 (24)	8.5 (33)
	4x4, Jeep Active Drive II	12.6 (22)	8.9 (32)

1. Based on WardsAuto Middle Cross Utility segmentation. Best-in-class capability based on Jeep Cherokee offering 2 speed power transfer unit (PTU) with rear locking axle, exclusive Jeep Selec-Terrain with 5 settings (including rock, and industry first, fully disengaging drive-line, best-in-class towing, excluding 7-8 passenger vehicles), approach angle, departure angle, ramp-breakover angle. When properly equipped. 2. Based on WardsAuto Middle Cross Utility segmentation. 3. Never program while driving. GPS navigation system is not available on all models. 4. SiriusXM satellite radio service required. 5. Includes driver, front passenger, and second row outboard seating positions. 6. ParkView Rear Back-up Camera is not available on all models. 7. Uconnect system requires a compatible mobile phone. 8. Always sit properly with seat belt. 9. No system can repeat the laws of physics or overcome careless driving actions. Performance is limited by available traction, which snow, ice and other conditions can affect. When the warning lamp flashes, the driver needs to use less throttle and adapt speed and driving behaviour to prevailing road conditions. 10. Additional fees will apply for Dealer Activated Navigation. 11. Not compatible with all garage door openers. †Price as shown are MSRP. Excludes freight (\$1,745), air tax (\$100), insurance, registration, license, retailer administration fees, new tire. Duties in Quebec and dealer accessories are not included. Retailer may sell for less.