

2018 RAM 2500 HEAVY DUTY  
**CANADIAN  
 SPECIFICATIONS**

**FCA CANADA**  
 2018 Ram 2500 Heavy Duty  
**CANADIAN SPECIFICATIONS**

*Specifications are based on the latest product information available at the time of publication.  
 All dimensions are in millimetres (inches) unless otherwise noted.  
 All dimensions measured at curb weight with standard tires and wheels.*

**GENERAL INFORMATION**

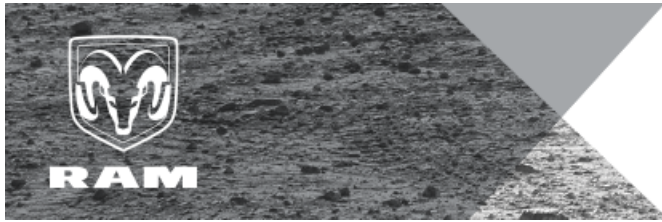
Vehicle Type	Regular Cab, Crew Cab and Mega Cab, 2WD, 4WD
Assembly Plant	Saltillo Truck Assembly Plant, Coahuila, Mexico
EPA Vehicle Class	Standard Pickup

**BODY/CHASSIS**

<i>Model</i>	<i>2WD</i>	<i>4WD</i>
Layout	Longitudinal, front engine	Longitudinal, front engine, transfer case
Construction	Ladder-type frame, steel cab, double-wall steel pickup box	Ladder-type frame, steel cab, double-wall steel pickup box

**ENGINE: 5.7-LITRE HEMI® V-8**

Type and Description	90-degree V-type, liquid-cooled, with variable-valve timing (VVT)
Displacement	345 cu. in. (5,654 cu. cm)
Bore x Stroke	3.92 x 3.58 (99.5 x 90.9)
Valve System	Pushrod-operated overhead valves, 16 valves, hydraulic lifters with roller followers
Fuel Injection	Sequential, multiport, electronic, returnless
Construction	Deep-skirt cast-iron block with cross-bolted main bearing caps, aluminum alloy heads with hemispherical combustion chambers
Compression Ratio	10.5:1
Power	383 hp (286 kW) @ 5,600 rpm
Torque	400 lb.-ft. (542 N•m) @ 4,000 rpm
Maximum Engine Speed	5,800 rpm
Fuel Requirement	Unleaded mid-grade, 89 octane (R+M)/2 — recommended Unleaded regular, 87 octane (R+M)/2 — acceptable Compressed Natural Gas — optional
Oil Capacity	7.0 quarts (6.6 litres)



2018 RAM 2500 HEAVY DUTY  
**CANADIAN  
 SPECIFICATIONS**


Coolant Capacity	18.3 quarts (17.30 litres)
Emission Control	Three-way catalytic converters, heated oxygen sensors, internal engine features and knock sensors

**ENGINE: 6.4-LITRE HEMI® V-8**

Type and Description	90-degree V-type, liquid-cooled, with variable-valve timing (VVT)
Displacement	392 cu. in. (6,417 cu. cm)
Bore x Stroke	4.09 x 3.72 (103.9 x 94.6)
Valve System	Pushrod-operated overhead valves, 16 valves, eight de-activating and eight hydraulic lifters, all with roller followers
Fuel Injection	Sequential, multiport, electronic, returnless
Construction	Deep-skirt cast-iron block with cross-bolted main bearing caps, 356 aluminum cylinder heads with hemispherical combustion chambers
Compression Ratio	10.0:1
Power	410 hp (306 kW) @ 5,600 rpm
Torque	429 lb.-ft. (582 N•m) at 4,000 rpm
Maximum Engine Speed	5,800 rpm limited
Fuel Requirement	Unleaded regular, 87 octane (R+M)/2
Oil Capacity	7.0 quarts (6.6 litres)
Coolant Capacity	16.6 quarts (15.75 litres)
Emission Control	Three-way catalytic converters, heated oxygen sensors, cooled electronic exhaust-gas recirculation (EGR) and individual cylinder fuel control

**ENGINE: 6.7-LITRE CUMMINS TURBO DIESEL I-6 (two versions)**

Type and Description	Inline, liquid-cooled, turbocharged, intercooled
Displacement	408 cu. in. (6,690 cu. cm)
Bore x Stroke	4.21 x 4.88 (107 x 124)
Valve System	Pushrod-operated overhead valves, 24 valves, solid lifters
Fuel Injection	Electronic high-pressure common rail
Construction	Cast-iron block and head
Compression Ratio	16.2:1
Power	350 hp (261 kW) @ 2,800 rpm (G56 manual transmission)
Torque (Manual)	660 lb.-ft. (881 N•m) @ 1,400 rpm



2018 RAM 2500 HEAVY DUTY  
**CANADIAN  
 SPECIFICATIONS**


Power	370 hp (276 kW) @ 2,800 rpm (68RFE automatic transmission)
Torque (Automatic)	800 lb.-ft. (1,084 N•m) @ 1,600 rpm
Maximum High-idle Engine Speed	3,200 rpm
Fuel Requirement	Ultra-low sulfur diesel
Oil Capacity	12.0 quarts (11.3 litres) with filter
Coolant Capacity	23.8 quarts (22.50 litres)
Emission Controls	Selective Catalytic Reduction (SCR)

**TRANSMISSION: G56 — MANUAL SIX-SPEED OVERDRIVE**

Availability	6.7-litre diesel
Description	Synchronized in all gears
Gear Ratios	
1st	5.94
2nd	3.28
3rd	1.98
4th	1.31
5th	1.0
6th	0.74
Reverse	5.42
Axle ratios	3.42

**TRANSMISSION: 66RFE — AUTOMATIC SIX-SPEED**

Availability	5.7-litre HEMI V-8 and 6.4-litre HEMI V-8
Description	Three planetary gear sets, one overrunning clutch, full electronic control, electronically controlled converter clutch
Gear Ratios	
1st	3.23
2nd	1.84
3rd	1.41
4th	1.00
5th	0.82
6th	0.63



2018 RAM 2500 HEAVY DUTY  
**CANADIAN  
 SPECIFICATIONS**

Reverse	4.44
Axle ratios	3.73 and 4.10

**TRANSMISSION: 68RFE — AUTOMATIC SIX-SPEED**

Availability	6.7-litre diesel
Description	Three planetary gear-sets, one overrunning clutch, full electronic control, electronically controlled converter clutch
<b>Gear Ratios</b>	
1st	3.23
2nd	1.84
3rd	1.41
4th	1.0
5th	0.82
6th	0.63
Reverse	4.44
Axle ratios	3.42

**TRANSFER CASES: BW 44-46, BW 44-47**

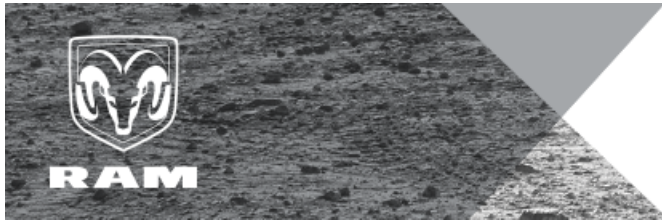
Availability	Optional on 6.7-litre diesel, 6.4-litre HEMI V-8 and 5.7-litre HEMI V-8
Type	Part-time – BW 44-47 manual shift and BW 44-46 electric shift
Operating Modes	2WD; 4WD High; Neutral; 4WD Low
Low-range Ratio	2.64
Centre Differential	None

**AXLES**

Front (4x4)	AAM 9.25-in. beam front axle with centre disconnect (locking differentials on Power Wagon)
Rear	AAM 11.5-in. beam rear axle (locking differentials on Power Wagon)

**ELECTRICAL SYSTEM**

<b>Alternator</b>	
Rating	160-amp standard with 5.7-litre HEMI V-8



2018 RAM 2500 HEAVY DUTY  
**CANADIAN  
 SPECIFICATIONS**

Rating	180-amp included with 6.4-litre HEMI V-8 and 6.7-litre diesel, optional on 5.7-litre HEMI V-8
Rating	Dual (220 and 160) optional on 6.4-litre HEMI V-8
Rating	Dual 220-amp optional on 6.7-litre diesel
Battery	
Description	Group 65, maintenance-free, 730 CCA on 5.7-litre HEMI V-8 and 6.4-litre HEMI V-8
	Dual Group 65, maintenance-free, 730 CCA on 6.7-litre diesel

**SUSPENSION**

<i>Model</i>	<i>2WD</i>	<i>4WD</i>
Front	Three-link with track bar, coil springs, stabilizer bar, solid axle	Three-link with track bar, coil springs, stabilizer bar, solid axle, disconnecting sway bar (Power Wagon only)
Rear	Five-link with track bar, coil springs, stabilizer bar, solid axle	Five-link with track bar, coil springs, stabilizer bar, solid axle (optional air bags)

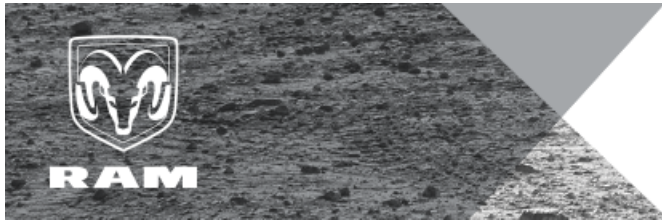
**BRAKES**

Front	
Size and Type	14.17 x 1.54. (359.9 x 39.1) disc with twin-piston pin-slider caliper and ABS
Rear	
Size and Type	14.09 x 1.34 (357.9 x 34.0) disc with twin-piston pin-slider caliper and ABS
Power-assist type	Dual-rate, tandem diaphragm vacuum (gas) Hydro-boost (diesel)

**AIR BAGS**

Regular Cab	6
Crew Cab	6
Mega Cab	6



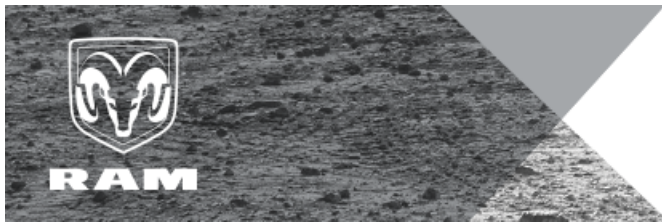


2018 RAM 2500 HEAVY DUTY  
**CANADIAN  
 SPECIFICATIONS**

<b>REGULAR CAB 140.5-IN. WB, 8-FT. BOX SRW</b>	<b>4x2</b>	<b>4x4</b>
Wheelbase	140.5 (3,568.7)	140.5 (3,568.7)
Track Width – Front	68.6 (1,742.4)	68.3 (1,734.8)
Track Width – Rear	68.2 (1,732.3)	68.2 (1,732.3)
Overall Length	231.0 (5,867.4)	231.0 (5,867.4)
Overall Width @ SgRP Front	78.9 (2,004.1)	78.9 (2,004.1)
Overall Height	73.3 (1,861.8)	75.7 (1,922.8)
Suspension or Axle to Ground – Front	7.6 (193.0)	7.5 (190.5)
Suspension or Axle to Ground – Rear	7.4 (188.0)	7.4 (188.0)
Approach Angle (degrees)	13.2	23.0
Ramp Breakover Angle (degrees)	16.5	16.9
Departure Angle (degrees)	18.1	21.6

<b>CREW CAB 149.5-IN. WB, 6-FT. 4-IN. BOX SRW</b>	<b>4x2</b>	<b>4x4</b>
Wheelbase	149.5 (3,797.3)	149.5 (3,797.3)
Track Width – Front	68.6 (1,742.4)	68.3 (1,734.8)
Track Width – Rear	68.2 (1,732.3)	68.2 (1,732.3)
Overall Length	237.4 (6,029.9)	237.4 (6,029.9)
Overall Width @ SgRP Front	79.1 (2,009.1)	79.1 (2,009.1)
Overall Height	73.7 (1,871.9)	77.7 (1,973.6)
Suspension or Axle to Ground – Front	7.1 (180.3)	7.4 (188.0)
Suspension or Axle to Ground – Rear	7.3 (185.4)	7.1 (180.3)
Approach Angle (degrees)	13.4	21.8
Ramp Breakover Angle (degrees)	15.1	18.2
Departure Angle (degrees)	18.8	22.3



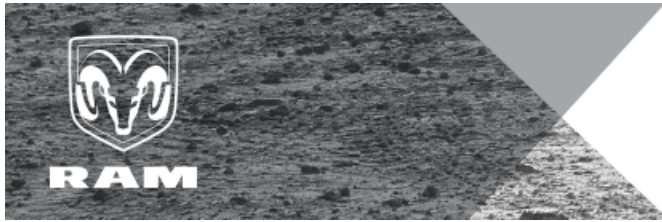


2018 RAM 2500 HEAVY DUTY  
**CANADIAN  
 SPECIFICATIONS**

<b>CREW CAB 169.5-IN. WB, 8-FT. BOX SRW</b>	<b>4x2</b>	<b>4x4</b>
Wheelbase	169.4 (4,302.7)	168.9 (4,290.1)
Track Width – Front	68.6 (1,742.4)	68.3 (1,734.8)
Track Width – Rear	68.2 (1,732.3)	68.2 (1,732.3)
Overall Length	259.4 (6,588.8)	259.4 (6,588.8)
Overall Width @ SgRP Front	79.1 (2,009.1)	79.1 (2,009.1)
Overall Height	73.5 (1,866.9)	77.6 (1,971)
Suspension or Axle to Ground – Front	7.1 (180.3)	7.3 (185.4)
Suspension or Axle to Ground – Rear	7.3 (185.4)	7.2 (182.9)
Approach Angle (degrees)	13.4	21.7
Ramp Breakover Angle (degrees)	14.1	16.5
Departure Angle (degrees)	18.0	21.4

<b>MEGA CAB 160.5-IN. WB, 6-FT. 4-IN. BOX SRW</b>	<b>4x2</b>	<b>4x4</b>
Wheelbase	160.5 (4,076.7)	160.0 (4,064)
Track Width – Front	68.6 (1,742.4)	68.3 (1,734.8)
Track Width – Rear	68.2 (1,732.3)	68.2 (1,732.3)
Overall Length	248.4 (6,309.4)	248.4 (6,309.4)
Overall Width @ SgRP Front	79.1 (2,009.1)	79.1 (2,009.1)
Overall Height	74.1 (1,882.1)	78.3 (1,988.8)
Suspension or Axle to Ground – Front	7.8 (198.1)	8.1 (205.7)
Suspension or Axle to Ground – Rear	7.8 (198.1)	7.7 (195.6)
Approach Angle (degrees)	14.0	23.9
Ramp Breakover Angle (degrees)	15.8	18.3
Departure Angle (degrees)	19.1	23.0





2018 RAM 2500 HEAVY DUTY  
**CANADIAN  
 SPECIFICATIONS**

**ACCOMMODATIONS**

<i>Model</i>	<i>Regular Cab</i>	<i>Crew Cab</i>	<i>Mega Cab</i>
Seating Capacity, F/R	3/0 or 2/0	3/3 or 2/3	3/3 or 2/3
<b>Front</b>			
Headroom	39.9 (1,013.5)	41.0 (1,040.5)	41.0 (1,040.5)
Legroom	41 (1,041.4)	41 (1,041.4)	41 (1,041.4)
Shoulder Room	66 (1,676.4)	66 (1,676.4)	66 (1,676.4)
Hip Room	62.9 (1,598.7)	63.2 (1,605.3)	63.2 (1,605.3)
Seat Travel	9.0 (230.0)	9.0 (230.0)	9.0 (230.0)
Recliner Range (degrees)	85 (38 RWD, 47 FWD)	56 (38 RWD, 18 FWD)	56 (38 RWD, 18 FWD)
<b>Rear</b>			
Headroom	N/A	39.9 (1,013.5)	40.3 (1,023.6)
Legroom	N/A	40.3 (1,023.6)	43.3 (1,099.5)
Shoulder Room	N/A	65.7 (1,668.8)	65.7 (1,668.8)
Hip Room	N/A	63.2 (1,605.3)	63.2 (1,605.3)
<b>Interior Volume</b>			
Front – cu. ft. (litres)	62.5 (1,769.8)	64.2 (1,818)	64.2 (1,818)
Rear – cu. ft. (litres)	N/A	61.1 (1,730)	66.3 (1,877)

